

# Protection like no Other.

# Bodyguard®

Protected Trimboard & Siding

## PAINTING

**Bodyguard® is pre-primed** (double coated) and the following are recommended for optimum performance:

- Bodyguard products must be painted as soon as practicable after installation.
- Bodyguard products must be dry before commencing painting (a moisture content of 14% or less).
- Apply top coat in warm, dry weather not below 50° F.
- Painting with solid acrylic stains is not recommended as UV light will penetrate the transparent stain and damage the primer paint.
- We recommend application of the first top coat prior to installation.

1. Nail holes: if nails are countersunk, seal exposed wood with Bodyguard End Seal then fill nail holes with an exterior grade wood filler, then spot prime. In temperatures less than 40°F use cold weather caulking sealants.
2. Remove all soft and chalky paint, dirt, and sand etc. to a smooth even finish.
3. Apply two full coats of premium quality exterior acrylic house paint as per manufacturer's instructions. For best results allow 24hrs between coats.
4. The use of colors with a Light Reflectance Value (LRV) of 45 or more is recommended, as these lighter colors reflect significantly more heat.
5. When cutting or re-machining; brush or spray-on a preservative containing zinc naphthenate, Bodyguard End Seal is recommended.
6. Corrosion resistant fasteners such as hot dipped galvanized nails or stainless steel nails must be used when installing.
7. All nails should be countersunk and puttied prior to paint.



For more options, please see our website  
[ELandELWoodProducts.com](http://ELandELWoodProducts.com)


©2024 Metrie EL & EL, LLC.  
All rights reserved.

24020202.10m.02.24

### **⚠ Attention California Residents. Proposition 65 Warning:**

The State of California (OEHHA Prop 65) has classified wood dust as a chemical known to cause cancer in humans. Wood dust can also cause a flammable or explosive hazard. Sawing, sanding, and machining wood products can produce wood dust.

- Avoid dust contact with an ignition source.
- Recover dust for disposal.
- Avoid prolonged breathing of wood dust and contact with the eyes and skin.



801BG T&G Reverse Side Shown  
372 Rab't Siding - 3/4"x 8"



30-Year Warranty



California Fire Approved



Environmentally Friendly



Non-Corrosive



Pressure Treated

372 Rab't Siding - 3/4"x 8"



# METRIE®

EL & EL Wood Products



# Protected Trimboard

Suitable for Interior / Exterior Use  
Available in 16' & 20' lengths\*  
Reversible

Rough-Sawn on one (1) Side,  
Smooth on the other three (3),  
with Eased Edges.




Part No.	SIZE (Actual)
1X2S1S	1"x 2" (3/4" x 1-1/2")
1X3S1S	1"x 3" (3/4" x 2-1/2")
1X4S1S	1"x 4" (3/4" x 3-1/2")
1X6S1S	1"x 6" (3/4" x 5-1/2")
1X8S1S	1"x 8" (3/4" x 7-1/4")
1X10S1S	1"x 10" (3/4" x 9-1/4")
1X12S1S	1"x 12" (3/4" x 11-1/4")



Part No.	SIZE (Actual)
5/4X4S1S*	5/4"x 4" (1" x 3-1/2")
5/4X6S1S*	5/4"x 6" (1" x 5-1/2")
5/4X8S1S*	5/4"x 8" (1" x 7-1/4")

\*Available in 16' Only



Part No.	SIZE (Actual)
2X2S1S	2"x 2" (1-1/2" x 1-1/2")
2X4S1S	2"x 4" (1-1/2" x 3-1/2")
2X6S1S	2"x 6" (1-1/2" x 5-1/2")
2X8S1S	2"x 8" (1-1/2" x 7-1/4")
2X10S1S	2"x 10" (1-1/2" x 9-1/4")
2X12S1S	2"x 12" (1-1/2" x 11-1/4")

# Protected Beaded T&G

Suitable for Interior / Exterior Use  
Available in 16' lengths

CalFire Rated  
Non-Reversible




Part No.	SIZE	Face Exposed
801BG*	5/8" x 4"	3-1/8"
802BG*	1" x 6"	5-1/8"

\*Available in 16' Only

# Protected Siding

Available in 16' & 20' lengths\*  
CalFire Rated\*



## Rab't Siding (Smooth Face Rough Sawn Back)

Part No.	SIZE (Actual)
371	3/4"x 6" (11/16" x 5-1/2")
372	3/4"x 8" (11/16" x 7-1/2")
373	3/4"x 10" (11/16" x 9-1/2")



## Cove Siding

Part No.	SIZE (Actual)
771*	1"x 8" (3/4" x 7-1/2")
772*	1"x 10" (3/4" x 9-1/2")

\*Available in 16' Only



## Bevel Channel Siding

Part No.	SIZE (Actual)
774	1"x 8" (3/4" x 7-1/2")
773	1"x 10" (3/4" x 9-1/2")



## V-Rustic Siding

Part No.	SIZE (Actual)
793	1"x 6" (3/4" x 5-1/2")
794	1"x 8" (3/4" x 7-1/2")
795	1"x 10" (3/4" x 9-1/2")



## Lap Siding

Part No.	SIZE (Actual)
430	1"x 6" (3/4" x 5-1/2")
432	1"x 8" (3/4" x 7-1/2")
433	1"x 10" (3/4" x 9-1/2")



## Bevel Siding (#400)

Part No.	SIZE (Actual)
1X4BS*	1/2"x 4" (1/2" x 4")

\*Not CalFire Rated



## Double Nickel Gap Siding

Part No.	SIZE (Actual)
1X6NGS†	1"x 6" (6/8" x 5-1/2")
1X8NGS	1"x 8" (3/4" x 7-1/4")

†16" Not CalFire Rated

